


Peninsula AMCL BDBL Unit Fund One

Statement of Financial Position

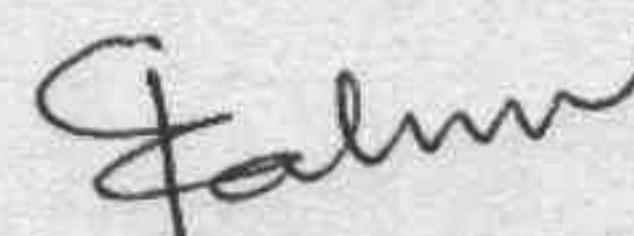
As at December 31, 2018

	Notes	31.12.2018 Taka	30.06.2018 Taka
ASSETS			
Cash and cash equivalent	5	27,481,907	55,790,739
Accrued Income	6	1,937,524	-
Preliminary Expenses	7	2,670,019	2,991,960
Investment in marketable securities	8	182,738,058	173,691,414
Advances, Deposit & Prepayments	9	218,101	335,462
Total Assets		215,045,609	232,809,575
EQUITY & LIABILITIES			
Unit Capital Fund	10	196,098,900	196,093,900
Unit Premium/(Discount)	11	9,446,869	9,446,809
Retained earnings	12	3,139,610	21,125,656
Total Equity		208,685,379	226,666,365
Liabilities			
Liabilities for expenditures	14	1,169,743	1,335,429
Provision for investment	16	4,865,663	4,506,617
Other liabilities	13	324,824	301,165
		6,360,230	6,143,211
Total equity & liabilities		215,045,609	232,809,575
NAV at Cost Value	15	11.26	11.56
Nav at Market Value	15	10.64	11.10

These financial statement should be read in conjunction with the annexed notes


 Trustee

Investment Corporation of Bangladesh



Asset Manager

Peninsula Asset Management Company Limited


Peninsula AMCL BDBL Unit Fund One
Statement of Comprehensive Income
For the period from 01 July 2018 to 31 December 2018

	Notes	01.07.2018- 31.12.2018 Taka	01.07.2017- 30.06.2018 Taka
Income			
Interest income	17	170,790	415,152
Investment income	18	4,948,939	31,061,442
Total Income		5,119,729	31,476,594
Expenditure			
Management Fee	14	2,220,023	5,190,248
Trustee Fee		104,700	248,020
Custodial Fee	14	83,675	211,070
Amortization of pre-operating expenses	7	321,942	638,634
Bank Charge & excise duty	19	24,467	53,893
Fund's annual fee		104,700	248,020
Audit fee	14	8,696	17,250
CBDL Expenses		24,879	51,373
Other Operating Expenses	20	244,257	307,516
Total Expenditure		3,137,338	6,966,026
Profit/(loss) before Provision and tax		1,982,391	24,510,568
Provision for diminution in value of investment		(359,046)	(4,506,617)
Profit/(loss) before tax		1,623,344	20,003,951
Provision for tax		-	-
Net profit/(loss) after tax		1,623,344	20,003,951
Profit brought forward		-	1,516,266
Profit Available for distribution		1,623,344	21,520,217
Earning Per Unit		0.083	1.02

These financial statements should be read in conjunction with the annexed notes.


Trustee

Investment Corporation of Bangladesh



Asset Manager


Peninsula Asset Management Company Limited


Peninsula AMCL BDBL Unit Fund One

Cash flow Statement

For the period from 01 July 2018 to 31 December 2018

	01.07.2018- 31.12.2018 Taka	01.07.2017- 30.06.2018 Taka
A) Cash flows from operating activities		
Net profit/(loss) before tax	1,623,344	20,003,951
Items not involving movement of cash		
Depreciation	-	-
Provision for diminution in value of investment	359,046	4,506,617
	359,046	4,506,617
Operating profit/(loss) before working capital	1,982,391	24,510,568
Changes in working capital:		
Decrease/(increase) in current assets:		
Accrued Income	(1,937,524)	-
Preliminary Expenses	321,941	638,634
Advances, Deposit & Prepayments	117,361	(85,575)
	(1,498,222)	553,059
(Decrease)/increase in current Liabilities:		
Other liabilities	23,659	(23,526,901)
Liabilities for expenditure	(165,686)	(80,197)
	(142,027)	(23,607,098)
	(1,640,249)	(23,054,039)
Cash flow from operating activities	342,142	1,456,529
B) Cash flows from investing activities		
Investment in marketable securities	(9,046,644)	(2,932,508)
Net cash flow/ (used in) investing activities	(9,046,644)	(2,932,508)
C) Cash flows from financing activities		
Dividend paid	(19,609,390)	-
Unit Premium/(Discount)	60	4,400
Unit Capital Fund	5,000	15,000
Net cash flow from financing activities	(19,604,330)	19,400
Net (Deficit)/Surplus in Cash and Bank Balances for the Year (A+B+C)	(28,308,832)	(1,456,579)
Cash and Bank Balances at beginning of the period	55,790,739	57,247,318
Cash and Bank Balances at the end of the period	27,481,907	55,790,739


 Trustee
 Investment Corporation of Bangladesh



 Asset Manager
 Peninsula Asset Management Company
 Limited

Peninsula AMCL BDBL Unit Fund One

Statement of Changes in Equity

For the period from 01 July 2018 to 31 December 2018

Particulars	(Amount in Taka)				
	Unit Capital Fund	Unit Premium	Retained Earnings	Dividend Equalization Reserve	Total equity
Balance at July 1, 2017	196,078,900	9,442,409	24,651,173	-	230,172,482
Issued share capital	15,000	-	-	-	15,000
Unit Premium	-	4,400	-	-	4,400
Dividend Paid for the year 2016-17	-	-	(23,529,468)	-	(23,529,468)
Net profit/(loss) for the year	-	-	20,003,951	-	20,003,951
Balance at June 30, 2018	196,093,900	9,446,809	21,125,656	-	226,666,365
Balance at July 1, 2018	196,093,900	9,446,809	21,125,656	-	226,666,365
Issued unit capital	5,000	-	-	-	5,000
Unit Premium	-	60	-	-	60
Dividend Paid for the year 2017-18	-	-	(19,609,390)	-	(19,609,390)
Net profit/(loss) for the year	-	-	1,623,344	-	1,623,344
As at 31 December 2018	196,098,900	9,446,869	3,139,610	-	208,685,379



Trustee

Investment Corporation of Bangladesh



Asset Manager

Peninsula Asset Management Company Limited

Peninsula AMCL BDBL Unit Fund One

Investment in Marketable Securities Portfolio statement as at 31 December, 2018

(Amount in Taka)							
SL. No	Script Name	Unit	Cost Price/ Unit	Total Cost Value	Market Price/ Unit	Total Market Value	Unrealised Gain/ Loss
1	BRACBANK	362,106.50	62.54	22,647,542	72.70	26,325,143	3,677,600
2	GP	59,998.00	371.45	22,286,376	367.30	22,037,265	(249,111)
3	FEKDIL	0.45	28.77	13	15.00	7	(6)
4	ONEBANK	0.70	20.22	14	15.00	10	(4)
5	ICB	1,311.45	181.35	237,825	116.20	152,390	(85,435)
6	IDLC	295,620.00	75.08	22,194,500	69.30	20,486,466	(1,708,034)
7	Nurani	42,742.00	9.09	388,570	16.00	683,872	295,302
8	City Bank	487,969.00	45.15	22,033,297	30.20	14,736,664	(7,296,633)
9	IDLC Balanced Fund	512,819.00	9.75	5,000,000	10.10	5,179,472	179,472
10	BBS Cables	0.25	8.70	2	96.30	24	22
11	ICB Agrani Bank Mutual Fund	250,000.00	10.00	2,500,000	6.90	1,725,000	(775,000)
12	DHAKABANK	450,000.00	22.24	10,009,913	14.20	6,390,000	(3,619,913)
13	INTRACO	13,158.00	10.00	131,580	26.80	352,634	221,054
14	IFADAUTOS	187,060.50	114.92	21,497,834	108.40	20,277,358	(1,220,476)
15	LANKABANGLA	150,000.00	30.00	4,500,698	22.90	3,435,000	(1,065,698)
16	SINGERBD	52,000.00	225.09	11,704,720	221.20	11,502,400	(202,320)
17	SUMMITPOWER	485,350.00	44.57	21,632,143	39.40	19,122,790	(2,509,353)
18	UNIQUEHRL	82,550.00	55.25	4,561,152	52.80	4,358,640	(202,512)
19	MLDYING	17,910.00	8.33	149,250	29.70	531,927	382,677
20	SILVACHEMICAL	22,388.00	10.00	223,880	30.10	673,879	449,999
21	VFSTHREAD	18,059.80	9.09	164,180	57.80	1,043,856	879,676
22	INDUBANGLA	7,463.00	10.00	74,630	31.10	232,099	157,469
23	KTL	24,638.00	10.00	246,380	25.30	623,341	376,961
24	ADVENT	8,334.00	10.00	83,340	40.90	340,861	257,521
25	OLIMPIC	45,000.00	218.59	9,836,418	216.20	9,729,000	(107,418)
Total				182,104,258		169,940,100	(12,164,158)
Cash Balance							22,995,841

Note:

1. Current Balance with IFAD Autos Limited including 17,005.50 units as receivable amount .
2. We have invested in following IPO, which has not been started trading in share market yet:

Instrument	Taka
SS Steel Limited	352,110
GENEXIL	281,690
Total	633,800